






How to pack before moving

Packaging is included in the moving service, but we will deliver some packing materials in advance if you wish. Here you will find instructions on how to pack yourself.

★Cardboard size

Sカートン	Mカートン	Lカートン
		
51cm×26cm×40cm	52cm×51cm×40cm	79cm×52cm×26cm
2cft (0.054m ³)	4cft (0.106m ³)	4cft (0.106m ³)
9kg (容積重量)	18kg (容積重量)	18kg (容積重量)

M is for two S boxes,
The volumes of M and L
are the same

Larger real and capacitated
weights apply

★ How to Packing

Do not create gaps in the cardboard, and pack paper cushioning materials and towels so that they become cushions at the bottom and top.

※Precision equipment such as personal computers, fragile items such as high-quality tableware, sea mail is recommended.





★How to create packing list

What is a packing list...

This is the document to submit the packing slip to the customs authorities. Usually, it is created by us staff. When customs clearance as shifting luggage, there are restrictions on the amount of luggage and bringing into Japan, so it is necessary to clarify what is in the box in order to avoid encountering unexpected troubles. If you are packing yourself, please leave the details in the box in a note etc.

PACKING LIST OF PERSONAL EFFECTS					Sheet No.: 1
					Shipper: Mr.Taro Nittsu
S	1	Stationary 文房具	10	¥2,000	
		books 本	10	¥5,000	
M	2	suits スーツ	5	¥50,000	
		Jackets ジャケット	3	¥10,000	Winter cloth/冬服
S	3	Documents 書類	20	¥2,000	Study Room/書斎
M	4	Bags バッグ	5	¥50,000	
M	5	Wine glass ワイングラス	3	¥3,000	
		Chinaware 和食器	20	¥100,000	
		Cups コップ	5	¥500	
		Plates お皿	3	¥3,000	

How to write the item should be described with a detailed name that understands the purpose.

【OK】

Toiletries, clothing, tableware, cookware, cleaning supplies

【NG】

Daily necessities, household goods, accessories



You must also have a number of pieces.

The insurance amount does not need to be filled in by sea mail